



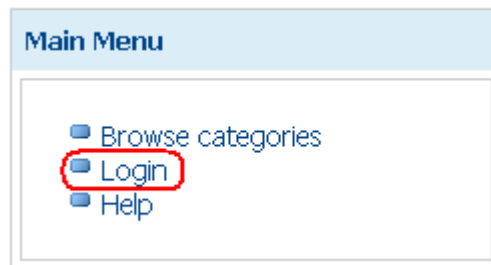
HOW TO GET AN ECAS PASSWORD AND ACCESS CIRCABC

CIRCABC is integrated with ECAS, the European Commission's Authentication Service so that you must have an ECAS username and password to get a chance of connecting CIRCABC.

- CIRCABC is available at

<https://circabc.europa.eu>


- Once you have reached the CIRCABC welcome page, you select **Login** from the CIRCABC main menu



- The ECAS login page is displayed.
If this page ever shows "European Commission" as a domain, you follow the link titled "**change it**" (see illustration below). You are taken to a domain list: choose "**External**" and press on button "**Select**".

Authentication requested by: **CIRCABC**



Domain	External (*)
Username or e-mail address	<input type="text"/>
Password	<input type="password"/>
<input type="checkbox"/> Remember me	
<input type="checkbox"/> Warn me each time an application asks for my identity	
<input type="checkbox"/> View my ECAS account details after logging me in	
<input type="button" value="Login"/>	
Sign Up for ECAS	
Forgot your password?	
Log in using your eId	
	

(*) *Is the selected domain correct? If not, please change it or else your username or e-mail will not be recognised.*

- Now, you are taken to the login page reserved for domain "External". You follow the link "**Forgot password?**".

Domain **External (*)**

Username or e-mail address

Password

Remember me

Warn me each time an application asks for my identity


View my ECAS account details after logging me in

Login

[Sign Up for ECAS](#)

[Forgot your password?](#)

[Log in using your eId](#)



- The page for initialising password is displayed. You enter and confirm either your username or your e-mail address. You press on "**Request ECAS password**".

[EUROPA](#) > [Authentication Service](#) > [Password initialisation](#)

Username or e-mail address

Confirm username or e-mail address

Security check



[Try a different image](#)

[Try the audio version](#) 

Please type in the characters from the security check (upper and lower case may be used interchangeably)

Request ECAS password

- You can see a text confirming that an e-mail will be sent to you. A few whiles later, you receive an **e-mail with an activation link**:

Dear xxxxxxxxx (Circabccom3),

You have requested a reset of your ECAS password. You can do this by following the link below, preferably immediately - but a maximum of 1h30 after this message was sent. You should therefore follow the link before 17/03/2011 12:43 GMT+01:00.

<https://webgate.ec.europa.eu/cas/ec/init/initialisePasswordLogin.do?uid=ndepaopl&resetCode=2pquijs0W8kj09g3oH2iHT0996EfEAmGLGAmFM1omkG&wavyf.submit=true&wavyf.domain=external&wavyf.remember=true&loginRequestid=ECAS_LR-476343-a4hr5PzyPioLWwmJ3KbXXpwaaw2Jx9KZigHPNVGburg-wkGixchnStiMueiTzPKiZG-SAYKbIXaioRjXNxtIKGxLm>

If the above mentioned link does notwork, you can copy-paste it (without any line break) in your browser address bar.

If you did not make or authorise this request yourself, it may be due to a typing error by another user. To cancel the request, please click [here](#).

If this message was delayed or for some other reason you are unable to complete the rest of the process within 1h30, please return [here](#) to make another request.

If you suspect that someone else is trying to obtain or reset your password, please report this to your local support desk.

Sent to you by
The ECAS automated password reset service

- Following this link takes you to the page dedicated to **setting your initial ECAS password**:

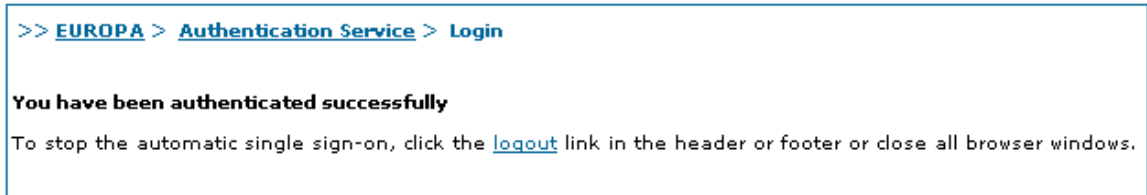
[Authentication Service](#) > Password initialisation

Create your new password and login

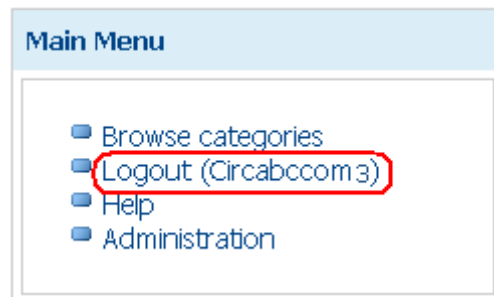
Domain	External
Username	Circabccom3
New ECAS password	<input type="text"/>
Confirm new ECAS password	<input type="text"/>

- You create a password which complies with these rules:
 - A password must be at least 10 characters long
 - A password must contain at least 10 characters from three out of four different groups

- It is valid for 6 months



- You follow "logout" and now you press "login" on the CIRCABC main page. You are directed to the CIRCABC welcome page. You can notice that the option "Logout ([your username])" appears in place of "Login" in the CIRCABC main menu. This means that you are logged in and ready to go to your interest group.



- Now, just follow the path to the interest group you want. In other words, click:
 - the heading under which your category is listed;
 - then the name of the category;
 - if you wish to get membership of an interest group, follow the link "join this group" (besides the interest group's name);
 - if you have already been invited, select the name of the interest group

You have reached your interest group on CIRCABC.